





Double Pole, Double  
Throw 4000 Amp Switch




4000 Amp Knife Blade  
Switch



1200 Amp Voltage Pressure  
Switch in Fiberglass Enclosure



2500 Amp Bolted Pressure  
Switch with Shovel Handle




2500 Amp Switch with  
Fuse and Contactor



Three 1200 Amp Switches  
in Fiberglass Cabinet



Three Knife Blade  
Switches in Cabinet




2500 Amp Bolted Pressure  
Switch, Pole Mounted Style

MAC offers a wide variety of manually operated sectionalizing switches for various DC power applications. These are commonly used for rectifier disconnects, UPS systems and other applications in electrified rail and catenary systems.

We manufacture both a bolted-pressure design and a knife-blade style for use in transit and commercial applications. Our switches have an unsurpassed reputation for quality and reliability.

Choose from a wide variety of MAC-designed switches, or give us your specifications and we will custom design a switch for you. Our field service personnel can provide assistance with start-up and training if required.



Bolted Pressure Switch  
Module